

AUDITED FINANCIALS

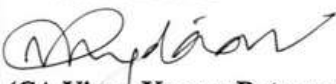
2021-2022


INDIA TRIBAL CARE TRUST			
Balance Sheet as at 31 March, 2022			
Particulars		Schedule No	As at 31 March,2022
A	<u>LIABILITIES</u>		
1	Trust Corpus	1	14,099,250
2	Trust Earnings	2	24,709,377
3	Current Liabilities	3	43,340
	TOTAL		38,851,967
B	<u>ASSETS</u>		
1	Fixed Assets	4	22,609,169
3	Current Assets,Loans & Advances		
	Cash and Bank Balances	5	16,110,089
	Other Loans and Advances	6	132,708
	TOTAL		38,851,967
	Significant Accounting Policies and Notes on Financial Statements	10	

In terms of our report of even date.

For **V. K. PATAWARI & CO.**
Chartered Accountants
FRN: 324476E

For **INDIA TRIBAL CARE TRUST**


(CA Vinay Kumar Patawari)
Partner


Trustee


Trustee

Membership No. 069541
UDIN:23069541BGUZR5602
Place: Kolkata
Date: 06th December, 2022

INDIA TRIBAL CARE TRUST

Income & Expenditure Account for the Year Ended 31st March, 2022

Particulars	Note no.	For the Year ended 31st March,2022
Income		
(a) Voluntary Contributions	7	14,703,663
(b) Other Income	8	3,378,678
Total Income		18,082,341
Expenditure		
(a) Project and Other Expenses	9	10,382,151
(b) Depreciation	4	1,947,002
Total Expenditure		12,329,153
Surplus / (Deficit)		5,753,188


In terms of our report of even date.

For V. K. PATAWARI & CO.

For INDIA TRIBAL CARE TRUST

Chartered Accountants

FRN: 324476E



(CA Vinay Kumar Patawari)

Partner

Membership No. 069541

UDIN:23069541BGUZR5602

Place: Kolkata


Date: 06th December, 2022

INDIA TRIBAL CARE TRUST

INDIA TRIBAL CARE TRUST

Mahesh Chandra Patawari

TRUSTEE
Trustee



Trustee

INDIA TRIBAL CARE TRUST

Schedules annexed to and forming part of accounts for the year ended 31st March, 2022

Fixed Assets

No.	Particulars	Rate	Balance As On 01-04-2021	Additions during the year		Adjustment During the Year	Total	Depreciation for the year	Balance As On 31.03.2022	Remarks
				Before 30.09.2021	After 30.09.2021					
1	Land	-	1,583,662	1,416,361	1,620,719	-	4,620,742	-	4,620,742	Purchase Claimed Applic depreciation not claimed
2	Office Building	0	2,185,578	-	-	-	2,185,578	218,558	1,967,020	application of fund
3	School Building	0	4,416,426	2,278,260	-	-	6,694,686	669,469	6,025,217	Do
4	Vocational Training Centre		758,767	-	-	-	758,767	75,877	682,890	Do
5	Staff Quarters	0	1,015,028	-	-	-	1,015,028	101,503	913,525	Do
6	Hostel	0	-	146,756	524,529	-	671,285	40,982	630,303	Do
7	Community Centre		-	-	637,572	-	637,572	31,879	605,693	Do
8	Inverter	0	11,962	-	-	-	11,962	1,794	10,168	Do
9	Incense Stick Mfg. Machine	0	11,957	-	-	-	11,957	1,794	10,163	Do
10	Sound System	0	20,130	-	-	-	20,130	2,013	18,117	Do
11	Geyser	0	-	-	11,500	-	11,500	863	10,637	Do
12	Kitchen Chimney		-	-	15,200	-	15,200	1,140	14,060	Do
13	Computer	0	66,638	43,600	29,913	-	140,151	50,078	90,073	Do
14	Fan	0	15,470	-	-	-	15,470	2,321	13,149	Do
15	Vehicles	0	2,606,679	1,537,053	1,318,016	-	5,461,748	720,411	4,741,337	Do
16	School Furniture	0	102,228	-	-	-	102,228	11,768	90,460	Do
17	Office furniture	0	42,036	68,500	56,400	-	166,936	9,201	157,735	Do
18	Printer	0	16,802	-	18,500	-	35,302	3,908	31,394	Do
19	Sewing Machine	0	22,950	-	-	-	22,950	3,443	19,507	Do
20	Capital Work in progress (including advance for capital goods)	-	2,942,503	-	-	-985,524	1,956,979	-	1,956,979	Do Do
	Total		15,818,816	5,490,530	4,232,349	-985,524	24,556,171	1,947,002	22,609,169	Do

↑